


CVV65BSX-M | CVV65BSX-3X2



6-port sector antenna, 2x 790–960 and 4x 1710–2690 MHz, 65° HPBW, RET compatible

- Utilizes AccuRET® actuator(s) on the back of the antenna

General Specifications

Antenna Type	Sector
Band	Multiband
Color	Light gray
Grounding Type	RF connector inner conductor and body grounded to reflector and mounting bracket
Performance Note	Outdoor usage Wind loading figures are validated by wind tunnel measurements described in white paper WP-112534-EN
Radome Material	Fiberglass, UV resistant
Radiator Material	Aluminum
Reflector Material	Aluminum
RF Connector Interface	7-16 DIN Female
RF Connector Location	Bottom
RF Connector Quantity, high band	4
RF Connector Quantity, low band	2
RF Connector Quantity, total	6

Remote Electrical Tilt (RET) Information, General

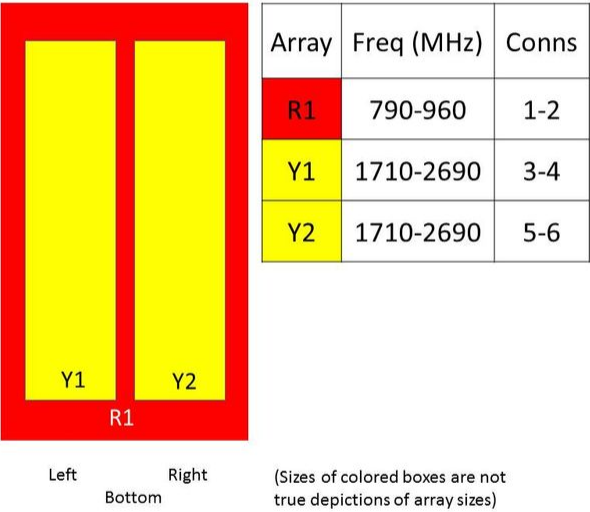
Model with Factory Installed AISG 2.0 Actuator	CVV65BSX-3X2
---	--------------

Dimensions

Width	301 mm 11.85 in
Length	1974 mm 77.717 in
Depth	181 mm 7.126 in


Array Layout

CVV65BSX-M | CVV65BSX-3X2



Port Configuration

CVV65BSX-M | CVV65BSX-3X2



Electrical Specifications

Impedance	50 ohm
Operating Frequency Band	1710 – 2690 MHz 790 – 960 MHz
Polarization	±45°

Electrical Specifications

Frequency Band, MHz	790–896	870–960	1710–1880	1850–1990	1920–2180	2300–2500	2500–2690
Gain, dBi	15.9	16	17.6	17.5	17.9	17.6	18.2
Beamwidth, Horizontal, degrees	62	60.8	70	68	67	58	60
Beamwidth, Vertical, degrees	10.5	9.6	5.6	5.3	5.1	4.3	4.1
Beam Tilt, degrees	0–10	0–10	2–12	2–12	2–12	2–12	2–12

CVV65BSX-M | CVV65BSX-3X2

USLS (First Lobe), dB	15	15	14	14	15	14	14
Front-to-Back Ratio at 180°, dB	29	30	29	30	24	26	29
Isolation, Cross Polarization, dB	28	28	28	28	28	28	28
Isolation, Inter-band, dB	30	30	30	30	30	30	30
VSWR Return loss, dB	1.5 14.0	1.5 14.0	1.5 14.0	1.5 14.0	1.5 14.0	1.5 14.0	1.5 14.0
PIM, 3rd Order, 2 x 20 W, dBc	-150	-150	-150	-150	-150	-150	-150
Input Power per Port, maximum, watts	350	350	350	350	350	300	300

Electrical Specifications, BASTA

Frequency Band, MHz	790–896	870–960	1710–1880	1850–1990	1920–2180	2300–2500	2500–2690
Gain by all Beam Tilts, average, dBi	15.5	15.7	17.4	17.3	17.5	17.4	18
Gain by all Beam Tilts Tolerance, dB	±0.4	±0.4	±0.2	±0.3	±0.5	±0.6	±0.7
Gain by Beam Tilt, average, dBi	0° 15.4 5° 15.4 10° 15.2	0° 15.5 5° 15.6 10° 15.2	2° 17.2 7° 17.4 12° 17.2	2° 17.3 7° 17.5 12° 17.4	2° 17.5 7° 17.8 12° 17.6	2° 17.5 7° 17.9 12° 17.5	2° 17.7 7° 18.1 12° 17.7
Beamwidth, Horizontal Tolerance, degrees	±2.7	±1.8	±3.2	±2.9	±5.5	±5.2	±5.8
Beamwidth, Vertical Tolerance, degrees	±0.8	±0.7	±0.3	±0.2	±0.3	±0.2	±0.2
USLS, beampeak to 20° above beampeak, dB	17	16	16	17	17	16	18
Front-to-Back Total Power at 180° ± 30°, dB	25	27	26	25	23	21	24
CPR at Boresight, dB	24	24	21	21	20	17	17
CPR at Sector, dB	11	11	12	10	10	5	6

Mechanical Specifications

Wind Loading at Velocity, frontal	306.0 N @ 150 km/h 69.2 lbf @ 150 km/h
Wind Loading at Velocity, lateral	253.0 N @ 150 km/h 56.9 lbf @ 150 km/h
Wind Loading at Velocity, maximum	132.4 lbf @ 150 km/h 589.0 N @ 150 km/h
Wind Speed, maximum	241 km/h 149.75 mph

Packaging and Weights

Width, packed	411 mm 16.181 in
Depth, packed	298 mm 11.732 in

CVV65BSX-M | CVV65BSX-3X2

Length, packed	2161 mm 85.079 in
Net Weight, without mounting kit	18.8 kg 41.447 lb
Weight, gross	32 kg 70.548 lb

Regulatory Compliance/Certifications

Agency	Classification
CE	Compliant with the relevant CE product directives
CHINA-ROHS	Below maximum concentration value
ISO 9001:2015	Designed, manufactured and/or distributed under this quality management system
REACH-SVHC	Compliant as per SVHC revision on www.commscope.com/ProductCompliance
ROHS	Compliant



Included Products

BSAMNT-OFFSET — Forward Offset Pipe Mounting Kit for 4.5 in (114.3 mm) OD round members

* Footnotes

Performance Note Severe environmental conditions may degrade optimum performance