

WPA-70090-4CF-EDIN-X

Single Band | Panel Antenna | V-Pol | 90° | 11.5 dBd | Fixed Tilt

- Single band, panel antenna with fixed electrical tilt
- Available with a variety of fixed tilt options

Ordering Options

When ordering, replace the "X" in the model number with the electrical downtilt. Select from the options listed in the Electrical Downtilt section below.

Electrical Characteristics	696-960 MHz	
Frequency Bands	696-806 MHz	806-960 MHz
Polarization	Vertical	
Horizontal Beamwidth	92°	90°
Vertical Beamwidth	17°	15°
Gain	11.0 dBd (13.1 dBi)	11.5 dBd (13.6 dBi)
Electrical Downtilt	(X) 0, 2, 4, 6, 8, 9, 10, 12, 14	
Impedance	50Ω	
IM3 (2x20W carrier)	< -153 dBc	
Upper Sidelobe Suppression (0°)	-16.2 dB	-18.3 dB
Front-to-Back Ratio (±30°)	-23.8 dB	-23.5 dB
VSWR	≤ 1.35:1	
Null Fill	5% (-26.02 dB)	
Input Power	500 W	
Total Number of Connectors	Antenna has 1 connector located on the center (back) of the antenna	
Connectors Per Band	696-960 MHz	1 Connector, Elongated 7/16-DIN Female (EDIN)
Lightning Protection	Direct Ground	

Mechanical Characteristics


Dimensions (Length x Width x Depth)	1206 x 204 x 151 mm	47.5 x 8.0 x 5.9 in
Depth with z-brackets	191 mm	7.5 in
Weight without Mounting Brackets	5.4 kg	11.9 lbs
Wind Area	Front	0.25 m ² 2.7 ft ²
	Side	0.18 m ² 2.0 ft ²
Survival Wind Speed	>201 km/hr	>125 mph
Wind Load (161 km/hr or 100 mph)	Front	362 N 81 lbf
	Side	323 N 73 lbf

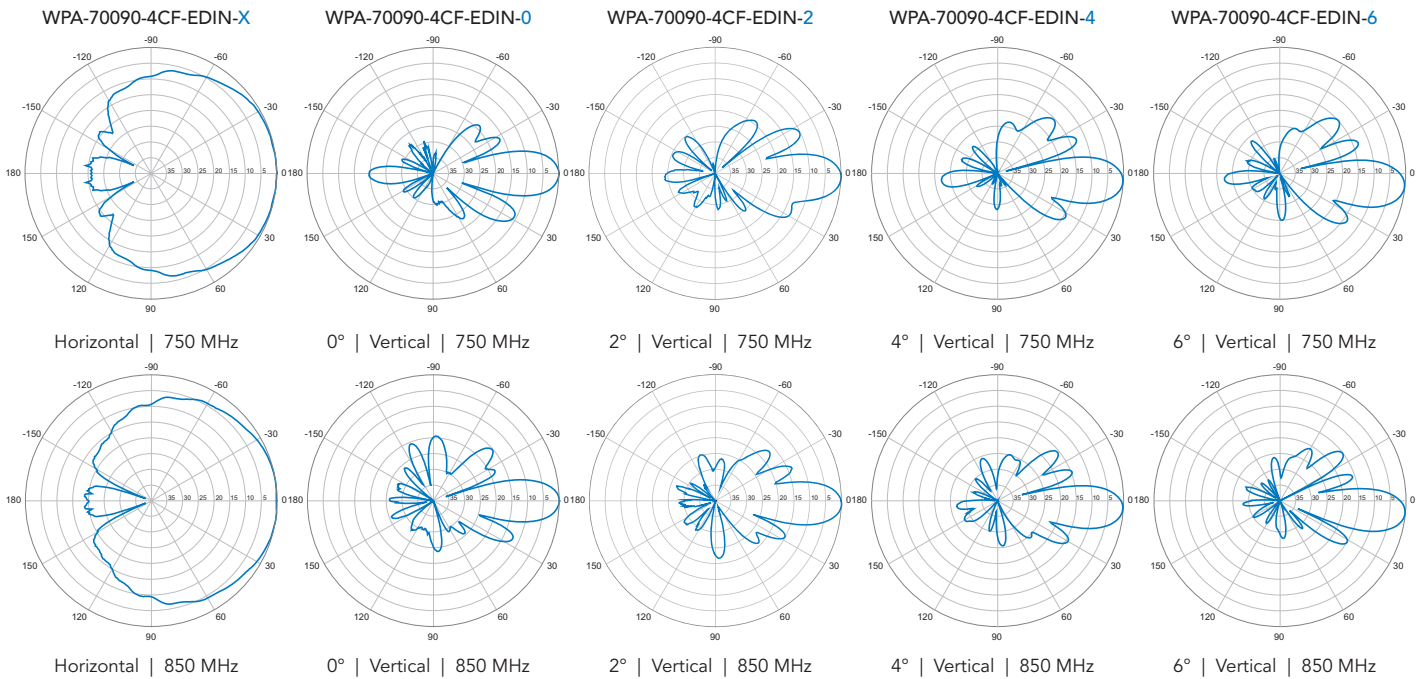


Quoted performance parameters are provided to offer typical, peak or range values only and may vary as a result of normal testing, manufacturing and operational conditions. Extreme operational conditions and/or stress on structural supports is beyond our control. Such conditions may result in damage to this product. Improvements to products may be made without notice.

WPA-70090-4CF-EDIN-X

Single Band | Panel Antenna | V-Pol | 90° | 11.5 dBd | Fixed Tilt

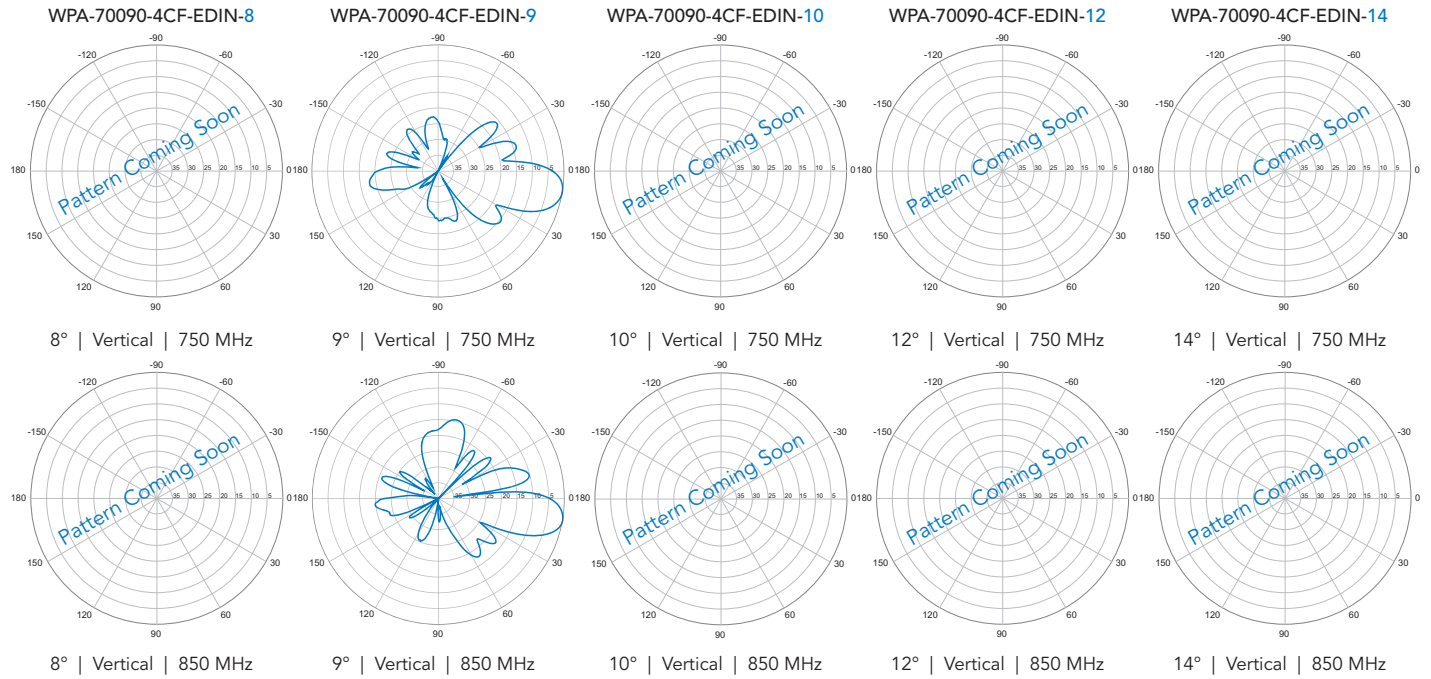
Mounting Options	Part Number	Image	Fits Pipe Diameter	Weight
All mounting bracket kits are ordered separately unless otherwise indicated. Select from the options listed below.				
2-Point Mounting and Downtilt Bracket Kit	21699999		50-102 mm 2.0-4.0 in	5.4 kg 11.9 lbs



Quoted performance parameters are provided to offer typical, peak or range values only and may vary as a result of normal testing, manufacturing and operational conditions. Extreme operational conditions and/or stress on structural supports is beyond our control. Such conditions may result in damage to this product. Improvements to products may be made without notice.

WPA-70090-4CF-EDIN-X

Single Band | Panel Antenna | V-Pol | 90° | 11.5 dBi | Fixed Tilt



Quoted performance parameters are provided to offer typical, peak or range values only and may vary as a result of normal testing, manufacturing and operational conditions. Extreme operational conditions and/or stress on structural supports is beyond our control. Such conditions may result in damage to this product. Improvements to products may be made without notice.