

WPA-70063-8CF-EDIN-X

Single Band | Panel Antenna | V-Pol | 63° | 18.6 dBi | Fixed Tilt

- Single band, panel antenna with fixed electrical tilt

Ordering Options

When ordering, replace the "X" in the model number with the electrical downtilt. Select from the options listed in the Electrical Downtilt section below.

Electrical Characteristics	696-960 MHz	
Frequency Bands	696-806 MHz	806-960 MHz
Polarization	Vertical	
Horizontal Beamwidth	65°	63°
Vertical Beamwidth	9°	7°
Gain	18.1 dBi	18.6 dBi
Electrical Downtilt	(X) 0, 2	
Impedance	50Ω	
IM3 (2x20W carrier)	< -145 dBc	
Upper Sidelobe Suppression (0°)	-19.5 dB	-18.7 dB
Front-to-Back Ratio (±30°)	-32.7 dB	-33.2 dB
VSWR	≤ 1.5:1	
Null Fill	5% (-26.02 dB)	
Input Power	500 W	
Total Number of Connectors	Antenna has 1 connector located on the center (back) of the antenna	
Connectors Per Band	696-960 MHz	1 Connector, Elongated 7/16-DIN Female (EDIN)
Lightning Protection	Direct Ground	

Mechanical Characteristics

Dimensions (Length x Width x Depth)	2404 x 285 x 130 mm	94.6 x 11.2 x 5.1 in
Depth with z-brackets	170 mm	6.7 in
Weight without Mounting Brackets	12.4 kg	27.2 lbs
Wind Area	Front	0.68 m ² 7.4 ft ²
	Side	0.36 m ² 3.9 ft ²
Survival Wind Speed	>201 km/hr	> 125 mph
Wind Load (161 km/hr or 100 mph)	Front	1009 N 227 lbf
	Side	639 N 144 lbf

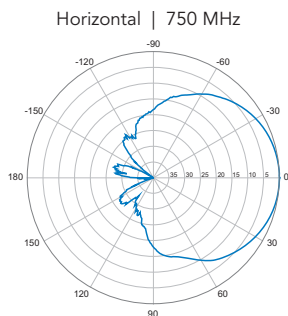
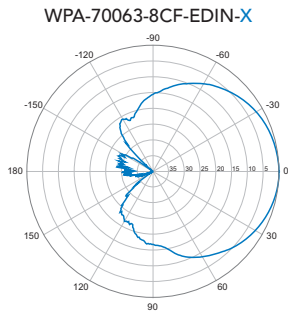


Quoted performance parameters are provided to offer typical, peak or range values only and may vary as a result of normal testing, manufacturing and operational conditions. Extreme operational conditions and/or stress on structural supports is beyond our control. Such conditions may result in damage to this product. Improvements to products may be made without notice.

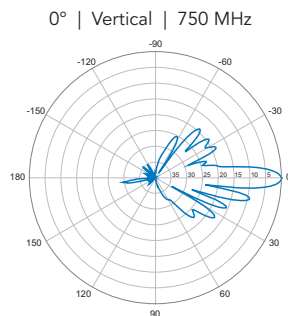
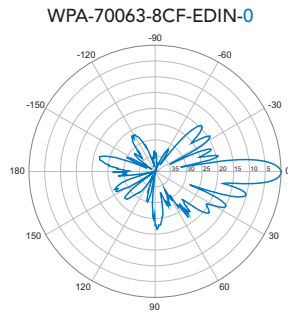
WPA-70063-8CF-EDIN-X

Single Band | Panel Antenna | V-Pol | 63° | 18.6 dBi | Fixed Tilt

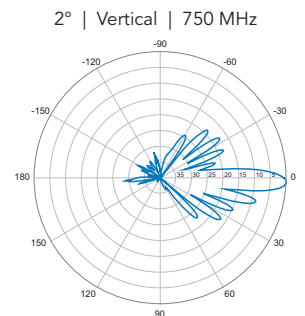
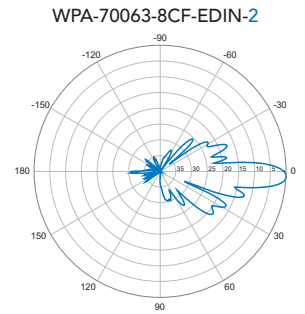
Mounting Options	Part Number	Image	Fits Pipe Diameter	Weight
All mounting bracket kits are ordered separately unless otherwise indicated. Select from the options listed below.				
3-Point Mounting and Downtilt Bracket Kit	36210008		40-115 mm 1.57-4.5 in	6.9 kg 15.2 lbs



Horizontal | 850 MHz



0° | Vertical | 850 MHz



2° | Vertical | 850 MHz

Quoted performance parameters are provided to offer typical, peak or range values only and may vary as a result of normal testing, manufacturing and operational conditions. Extreme operational conditions and/or stress on structural supports is beyond our control. Such conditions may result in damage to this product. Improvements to products may be made without notice.